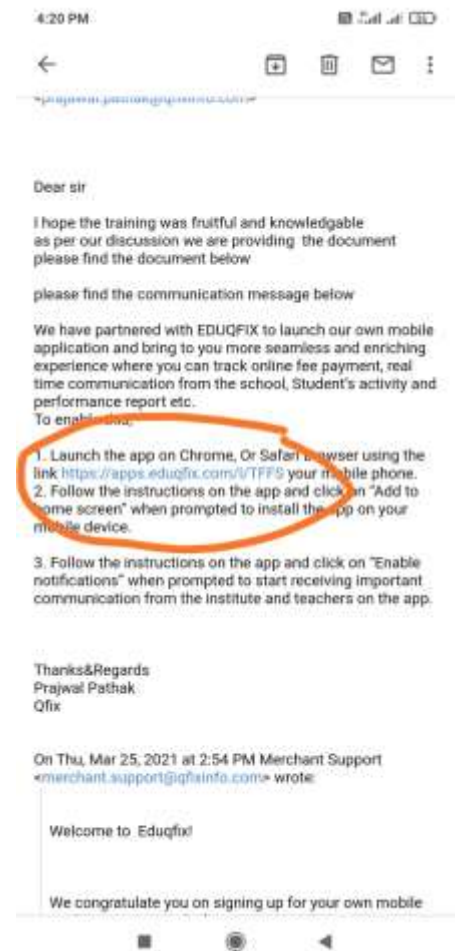



Step 1: Click on the link <https://apps.eduqfix.com/I/TFFS>



Step 2: Open the link on Google chrome on the mobile, It will give you add to home screen option. (If it's not appeared please click the 3 dots on the top of right corner and click on add to home screen). After clicking on add to home screen it will ask you to install.



Step 3:- After downloading it, just give user id and click on forgot password, An OTP will sent on your registered ph no. you need to put that otp and create the new password.

Note:- User id will be TFFS followed by your unique id

Eg TFFS1234566

4:33 PM

Qfix - User Dashboard
apps.eduqfix.com

← Forgot Password

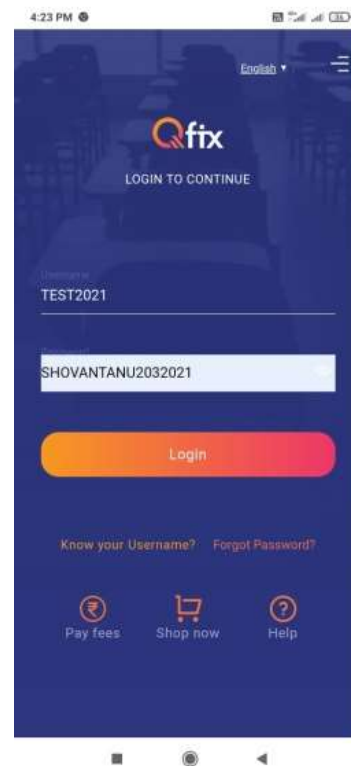
Your otp is sent on your xxxxxx275 mobile number and shxxxxxxxxxxxx@qfixinfo.com email address

Verification code

New Password

Reset

Step 4:- After creating password need to log in with username and the password.



Step 4: After successful login you will be able to see your dues and able to pay online. Just click on Pay Now

